





Evde Kullanmak Önceki Sürümleri Kullanmak

*Not: Yazılım ve ülkeye göre
değişiklik gösterebilir.*

Autodesk yazılımlarına abonelikli sahip olanlar, ürünün önceki sürümlerini indirerek kullanma hakkına sahiptirler. Dilerseniz güncel sürüme sahip olmakla birlikte, devam etmekte olan projeleriniz için önceki sürümleri kullanabilirsiniz

Aboneler, yazılımlarını hem evlerinde, hem de işyerlerinde kullanabilirler.



Kontrat yöneticileri ve yazılım koordinatörleri Abonelik Merkezi'ni kullanarak önceki sürüm ve ev kullanım haklarını alabilirler. İlk olarak www.autodesk.com/subscriptionlogin adresinden giriş yapın

Sign in to Subscription Center

Enter your User ID and Password to access additional features of this site.

*Required Field

*User ID

yildirim@abccadcam.com.tr

[Forgot User ID?](#)

*Password

••••••••

[Forgot Password?](#)

Remember My User ID

Keep Me Signed In [What is this?](#)

(Don't check if using a shared computer.)

[Learn more](#) about using a single Autodesk account to sign in to multiple Autodesk sites.

[Need Help?](#)

Submit

Create an Account

Create a Subscription Center account or verify your eligibility.

Create an Account



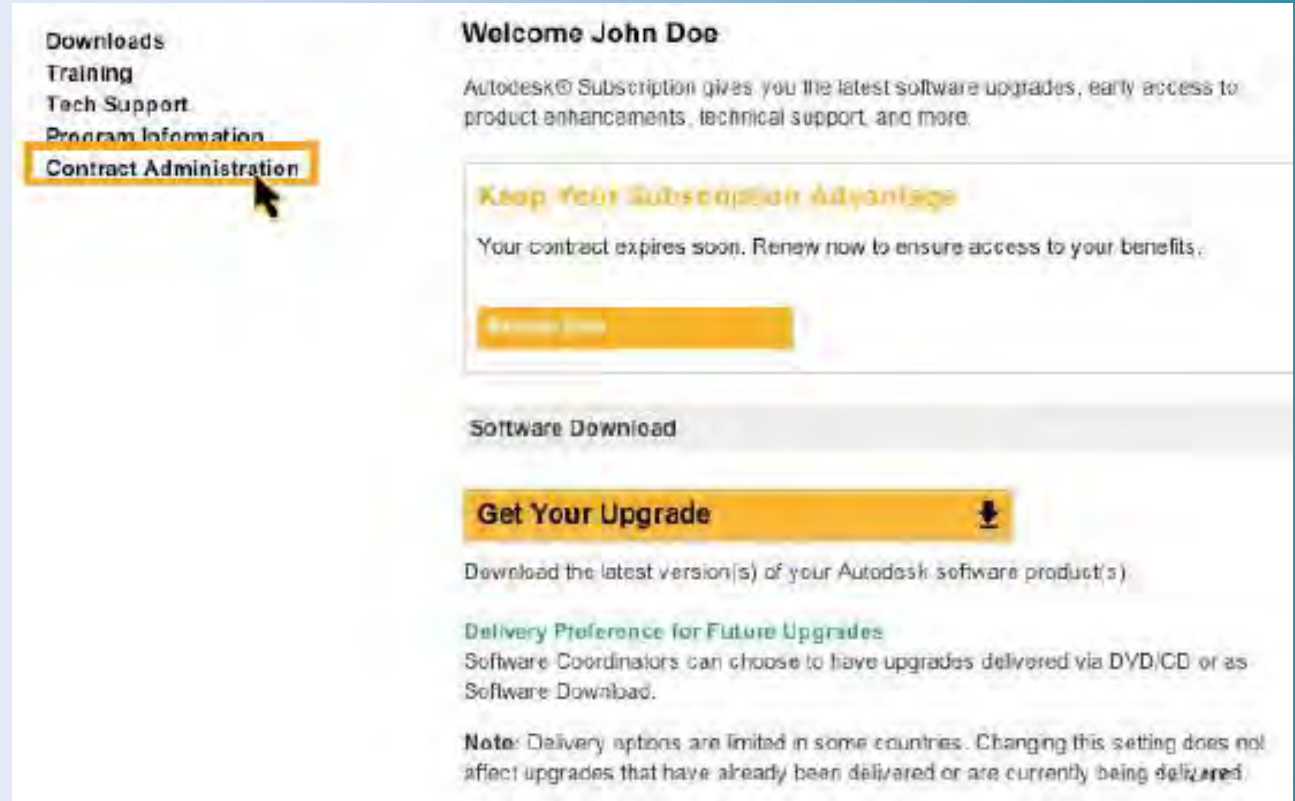
Tutorial: Signing in to Subscription Center

Learn to create an account, retrieve lost user IDs or passwords, and access Subscription benefits.

Not a Subscription Customer?

[Learn More](#) about Autodesk Subscription features and benefits.

Abonelik Merkezi ana sayfasında, ekranın sol tarafında yer alan **'Contract Administration'**a tıklayın. Bu işlem sadece Kontrat Yöneticisi ve Yazılım Koordinatörü yetkisine sahip olanlar için görüntülenir.



The screenshot shows the Autodesk Account interface. On the left sidebar, the following links are listed: Downloads, Training, Tech Support, Program Information, and Contract Administration. The 'Contract Administration' link is highlighted with a yellow box and a mouse cursor is pointing at it. The main content area displays a welcome message for 'John Doe' and a notification about the subscription expiration. Below this, there is a 'Software Download' section with a 'Get Your Upgrade' button and a download icon. A note at the bottom explains delivery preferences for future upgrades.

Downloads
Training
Tech Support
Program Information
Contract Administration

Welcome John Doe

Autodesk® Subscription gives you the latest software upgrades, early access to product enhancements, technical support, and more.

Keep Your Subscription Advantage

Your contract expires soon. Renew now to ensure access to your benefits.

[Renew Now](#)

Software Download

Get Your Upgrade

Download the latest version(s) of your Autodesk software product(s)

Delivery Preference for Future Upgrades

Software Coordinators can choose to have upgrades delivered via DVD/CD or as Software Download.

Note: Delivery options are limited in some countries. Changing this setting does not affect upgrades that have already been delivered or are currently being delivered.

Yazılımların daha önceki sürümleri için Contract Administration sayfasındaki 'Previous Versions'a tıklayın

Downloads
Training
Tech Support
Program Information
Contract Administration

Contract Administration

Coverage Report

View the details of your Subscription contract including the account type, number of seats per license, level of support available, and list of products on Subscription.

Renewal Report

Review a list of Subscription contracts currently within 90 days of their expiration date and get information on how to renew a contract.

Invite New Users

Invite users to set up their own Subscription Center accounts or control whether users can create their own accounts. Assign download privileges.

View / Edit Users

See list of invited users and edit user permissions.

Manage Software Coordinators

Add, remove, or assign coordinators to perform Subscription administrative tasks.

Manage Phone Support Users

Add or remove phone support users.

Set Reseller View

Allow resellers to view support requests and responses.

Set Access from Product

Allow users accessing Autodesk Subscription from products to create their own Subscription Center accounts. Also, assign the subscription services such users can access.

Request Home Use

Request serial numbers that will allow your employees to use licenses on a home computer.

Previous Versions

Use the previous versions of the products under your Subscription contract.

Önceki sürüm lisansı bütün ürünler için geçerli olmayabilir. Sizin ürününüz için olup olmadığını kontrol etmek için **'Eligible Product List'** (PDF) dosyasını açarak kontrol ediniz.

[Subscription Home](#)
[Contract Administration Home](#)

Previous Version: Getting Started

Autodesk Subscription customers may now use previous versions up to three releases back* from number of licenses of the product currently under Subscription.

[Eligible Product List \(PDF\)](#) Previous Version licenses are available only for products listed in this document. This is available to both stand-alone and network licenses on Subscription. To review the licenses, click on the [Coverage Report](#).

To use a previous version, please select the license deployment that applies to you and click the **Continue** button.

Stand-alone license
 Network license

Continue

If you have your original software and serial number of your previous version, which has been kept normally would. Note: You will be limited to the number of seats you already own.

Use of previous versions is governed by your [Terms and Conditions \(78k PDF\)](#).

[Previous Version FAQ](#) Frequently asked questions about the Previous Version benefit for Subscription customers.

Ürününüzün hangi tip lisansı olduđuna göre
(Stand Alone: Tek Kullanıcı – SLM,
Network: Ađ Lisansı – NLM)
'Continue' butonuna
bastıktan sonra bir form
doldurmanız istenebilir. Bu
formu doldurmak için seri
numaranızı bilmeniz gerekir.
Bunu, 'Coverage Report'a
tıklayarak ulařabilirsiniz.

Subscription Home
Contract Administration Home

Previous Version: Getting Started

Autodesk Subscription customers may now use previous versions up to three releases back* from number of licenses of the product currently under Subscription.

[Eligible Product List \(PDF\)](#) Previous Version licenses are available only for products listed in this v

This is available to both stand-alone and network licenses on Subscription. To review the licenses [Coverage Report.](#)

To use a previous version, please select the license deployment that applies to you and click the

Stand-alone license
 Network license

Continue

If you have your original software and serial number of your previous version, which has been kept normally would. Note: You will be limited to the number of seats you already own.

Use of previous versions is governed by your [Terms and Conditions \(78k PDF\)](#).

[Previous Version FAQ](#) Frequently asked questions about the Previous Version benefit for Subscri

Bu sayfada grntlenen formu doldurmanız istendiye ltfen e-postanızın doęruluęundan emin olunuz. nceki srm lisanslama detayları burada listelenen e-postanıza yollanacaktır.

Not: E-posta adresini gncellemek iin ‘Subscription Center profile’ baęlantısını kullanın.

Subscription Home
Contract Administration Home

Subscription Help

Previous Version: Request Form

Please complete the following form to request Previous Version licenses. You may use the number of seat licenses for any qualifying previous version up to the number of seats of that product you currently have on Subscription. Subject to [Eligible Product List](#).

Your new Previous Version serial number will be sent to you via email. If you no longer have the CD or DVD media, your serial number confirmation email will contain information on how to order software media free of charge.

Contact information

Verify that your contact information saved in your Subscription Center profile is correct. If you wish to modify your contact information, edit your [Subscription Center profile](#).

First Name: John
Last Name: Doe
Email Address: johndoe@email.com
Primary Phone: (415) 123-1234

Contract & Product information

Identify the current licenses on which your Previous Version licenses will be based, their serial numbers and deployment. Refer to your [Coverage Report](#) for information needed to complete this form.

* Are required entries

* Contract Number

Current Serial #	Previous Product Name	Release
000 - 00000000	Autodesk Inventor Professional	2009
<input type="text"/>	<input type="text"/>	<input type="text"/>
<input type="text"/>	<input type="text"/>	<input type="text"/>
<input type="text"/>	<input type="text"/>	<input type="text"/>
<input type="text"/>	<input type="text"/>	<input type="text"/>

E-posta adresinizi onayladıktan sonra, çekme listesinden kontrat numaranızı seçin. Önceki sürümlerini istediğiniz ürünlerin mevcut seri numaralarını giriniz.

Ürün adını ve hangi sürümü istediğinizi giriniz.

Çoğu ürün için 3 sürüm öncesine kadar mevcuttur.

'Submit'e tıkladıktan sonra 3 gün içerisinde işleminiz yapılacaktır.

Subscription Home
Contract Administration Home

? Subscription Help

Previous Version: Request Form

Please complete the following form to request Previous Version licenses. You may use the number of seat licenses for any qualifying previous version up to the number of seats of that product you currently have on Subscription. Subject to [Eligible Product List](#).

Your new Previous Version serial number will be sent to you via email. If you no longer have the CD or DVD media, your serial number confirmation email will contain information on how to order software media free of charge.

Contact Information

Verify that your contact information saved in your Subscription Center profile is correct. If you wish to modify your contact information, edit your [Subscription Center profile](#).

First Name: John
Last Name: Doe
Email Address: johndoe@email.com
Primary Phone: (415) 123-1234

Contract & Product Information

Identify the current licenses on which your Previous Version licenses will be based, their serial numbers and deployment. Refer to your [Coverage Report](#) for information needed to complete this form.

* Are required entries

* Contract Number

Current Serial #	Previous Product Name	Release
000 - 00000000	Autodesk Inventor Professional	2009
<input type="text"/>	<input type="text"/>	<input type="text"/>
<input type="text"/>	<input type="text"/>	<input type="text"/>
<input type="text"/>	<input type="text"/>	<input type="text"/>
<input type="text"/>	<input type="text"/>	<input type="text"/>

Back Submit Cancel

Önceki sürüm istek formunu yolladıktan sonra Autodesk Business Service'den bir e posta alırsınız. Bu e-postada önceki sürüm seri numarası yer alır.

DVD/CD istemek için www.autodeskdacandmedia.com Adresine gidin.

Ürününüzü aktive etmek için <https://registeronce.autodesk.com/custereg/beginRegistration.action> Adresine gidin.

Autodesk®

Autodesk Business Services

Dear John Doe:

Thank you for your request of a serial number for previous version use under the Autodesk Subscription program terms and conditions. The information you provide helps us serve you better in the future and helps you stay informed about Autodesk products and services.

The serial number for your previous version is: AutoCAD 2010 ~000-12345678

If you require media, please click on the link below and then follow the instructions on the Autodesk request form: <http://www.autodeskdacandmedia.com>

To activate your product please go to <http://register.autodesk.com>

If you should fail to activate your product online, please respond to this email including the full email string and a description (or screen shot) of the error you encountered.

Sincerely yours,

Marc
Autodesk Business Center

Do you want to add information to your Service Request?

You can add updates and file attachments your Service Request at any time: [click here](#). Or simply reply to this email and include your updates and attachments. Please be sure to note all relevant details so we can quickly resolve your Service Request.

Ev kullanım lisansı için
Contract Administration
sayfasındaki Request Home
Use'a tıklayın

[Downloads](#)

[Training](#)

[Tech Support](#)

[Program Information](#)

[Contract Administration](#)

Contract Administration

Coverage Report

View the details of your Subscription contract including the account type, number of seats per license, level of support available, and list of products on Subscription.

Renewal Report

Review a list of Subscription contracts currently within 90 days of their expiration date and get information on how to renew a contract.

Invite New Users

Invite users to set up their own Subscription Center accounts or control whether users can create their own accounts. Assign download privileges.

View / Edit Users

See list of invited users and edit user permissions.

Manage Software Coordinators

Add, remove, or assign coordinators to perform Subscription administrative tasks.

Manage Phone Support Users

Add or remove phone support users.

Set Reseller View

Allow resellers to view support requests and responses.

Set Access from Product

Allow users accessing Autodesk Subscription from products to create their own Subscription Center accounts. Also, assign the subscription services such users can access.

Request Home Use

Request serial numbers that will allow your employees to use licenses on a home computer.

Previous Versions

Use the previous versions of the products under your Subscription contract.

Ürünlerinizin ev kullanımına uygun olup olmadığını **'Eligible Product List'** (PDF) listesinden kontrol edin. **'Continue'** ile devam edin.

Subscription Home
Contract Administration Home

Home Use of Your Autodesk Products

Autodesk Subscription customers can now request home use licenses for their employees. Home Use licenses are available for the following products:

- [Service Agreement for Home Use](#) (26k, PDF format).
- [Eligible Product List](#) (18k, PDF format). Home Use licenses are available only for the products listed in this document.
- [Home Use FAQ](#) (23k, PDF format). Frequently asked questions about the Home Use license process.

How it works

A home use license is a stand-alone license based on a primary license. The primary license can be a stand-alone license or a network license. A home use license based on a stand-alone primary license will have the same serial number as the primary license. A home use license based on a network primary license will have a different serial number, which you must obtain from Autodesk.

To request a Home Use license for stand-alone or network licenses, click the Continue button below to request a Home Use license. You will be provided with instructions for obtaining your Home Use license.

[Continue](#)

Tek kullanıcılı 'Stand Alone' lisanslar için sözleşmeyi kabul etmeniz yeterli. Artık yazılımınızı hem işyerinizdeki hem de evdeki bilgisayarınıza yükleme hakkınız var. Tek kullanıcılı lisansınız varsa yazılımınızı yüklerken mevcut seri numaranızı kullanabilirsiniz. Ev kullanımı lisans başvuru formu göndermenize gerek yok.

Subscription Home
Contract Administration Home

Home Use Ancillary Service Agreement

You must review and accept the Ancillary Service Agreement for Home Use prior to requesting a Home Use license. By activating or otherwise using a Home Use License or Licenses, you are agreeing to the following terms:

Ancillary Service Description for Home Use of Autodesk Software

Autodesk® Subscription allows Home Use of software programs that you have under Subscription, subject to the terms and conditions outlined below. Home Use is not currently available for all software programs or in all locations. Please contact your Autodesk authorized reseller or Autodesk representative for details on whether Home Use is available for your software program or in your region.

Explanation of Benefit

Home Use means that you, as the licensee of the software program, may install a second copy of the software program at a second location away from your office location under the following conditions:

- Such second location may include installation on a computer located at the home of your employees or on your employees' personal computers.
- The use of the software program when installed at such second location shall be to produce work related to your internal business needs or for your employees' personal education or training needs.
- This Home Use benefit only applies for as long as your software program is under Subscription and only to the number of licenses of the software program that are under Subscription (see "Terms of Home Use Benefit" below).
- This Home Use benefit is subject to all of the terms set forth in this document and by installing the Home Use License or otherwise partaking in the Home Use benefits you are agreeing to the terms set forth in this document.

The installation of the software program at your work location is referred to as the "Primary License". "Home Use License" refers to the second installation of the software program that occurs as a result of this Home Use benefit.

Terms of Home Use Benefit

Yes, I accept the Ancillary Service Agreement for Home Use
 No, I do not accept the Ancillary Service Agreement for Home Use

Continue

Eęer network lisansınız varsa yandaki sayfada grnen formu doldurmanız gerekecek.

İlk nce e-posta adresinin doęruluęunu kontrol edin. Ev kullanımı lisans detayları e-postanıza gnderilecektir.

Not: E-posta adresini gncellemek iin 'Subscription Center profile' baęlantısını kullanın.

Subscription Home
Contract Administration Home

Subscription Help

Home Use for Network Licenses

Please complete the following form to request home use license(s) based on a network license. Allow a minimum of 5 days for processing your request.

Contact Information

Verify that your contact information saved in your Subscription Center profile is correct. If you wish to modify your contact information, edit your [Subscription Center profile](#).

First Name: John
Last Name: Doe
Email Address: johndoe@email.com
Primary Phone: (415) 123-1234

Contract & Product Information

Identify the Network Licenses on which your Home Use Licenses will be based and provide the quantity of licenses you are requesting. Refer to your [Coverage Report](#) for additional information needed to complete this form.

* Are required entries.

* Contract Number:

* Country Where Used:

Product Name	Release	Group ID/Serial #	Quantity
<input type="text"/>	<input type="text"/>	<input type="text"/> - <input type="text"/>	<input type="text"/>
<input type="text"/>	<input type="text"/>	<input type="text"/> - <input type="text"/>	<input type="text"/>
<input type="text"/>	<input type="text"/>	<input type="text"/> - <input type="text"/>	<input type="text"/>
<input type="text"/>	<input type="text"/>	<input type="text"/> - <input type="text"/>	<input type="text"/>
<input type="text"/>	<input type="text"/>	<input type="text"/> - <input type="text"/>	<input type="text"/>

Daha sonra, kontrat numaranızı ve ülkenizi çekme menüsünden çekin.

Ürününüzün adını, sürüm yılını mevcut seri numarasını ve ev kullanımı için kaç adet lisans istediğinizi seçin.

Mevcut seri numaranızı öğrenmek için 'Coverage Report'a tıklayın.

'Submit' e tıkladıktan sonra 5 gün içerisinde işleminiz yapılacaktır.

Subscription Home
Contract Administration Home

? Subscription Help

Home Use for Network Licenses

Please complete the following form to request home use license(s) based on a network license. Allow a minimum of 5 days for processing your request.

Contact Information

Verify that your contact information saved in your Subscription Center profile is correct. If you wish to modify your contact information edit your Subscription Center profile.

First Name: John
Last Name: Doe
Email Address: johndoe@email.com
Primary Phone: (415) 123-1234

Contract & Product Information

Identify the Network Licenses on which your Home Use Licenses will be based and provide the quantity of licenses you are requesting. Refer to your [Coverage Report](#) for additional information needed to complete this form.

* Are required entries.

* Contract Number:

* Country Where Used:

Product Name	Release	Group ID/Serial #	Quantity
<input type="text"/>	<input type="text"/>	<input type="text"/> - <input type="text"/>	<input type="text"/>
<input type="text"/>	<input type="text"/>	<input type="text"/> - <input type="text"/>	<input type="text"/>
<input type="text"/>	<input type="text"/>	<input type="text"/> - <input type="text"/>	<input type="text"/>
<input type="text"/>	<input type="text"/>	<input type="text"/> - <input type="text"/>	<input type="text"/>
<input type="text"/>	<input type="text"/>	<input type="text"/> - <input type="text"/>	<input type="text"/>

Formu yolladıktan sonra,
daha önceki sürüm seri
numaralarını içeren bir e-
posta alırsınız.

Ürününüzü aktive etmek için

[https://registeronce.autodesk.com/
custreg/beginRegistration.action](https://registeronce.autodesk.com/custreg/beginRegistration.action)
Adresine girin.

Log In

Are you a New User? Click "Create User ID Now".

Please enter your User ID, Password and click "Log In" to access the Autodesk service you requested. You can use your existing Subscription Center or Partner Center User ID and Password.

Registered Autodesk users are able to access various Autodesk services including:

- Product Registration and Activation
- Subscription Center
- Partner Center
- Web Support

Users from Japan with an existing Contact ID, please [click here](#).

The information you provide will be used by Autodesk to register and/or issue your activation code, to keep you informed about our products and services, and to ensure that you benefit from being an authorized Autodesk user. Autodesk does not sell or otherwise provide your information to anyone outside of Autodesk or our Authorized Business Partners. If you wish to correct your registration data, please click the link below to contact Autodesk or contact your local Autodesk office.

Log-in to Autodesk

Don't have an Autodesk User ID?
Signing up is quick and easy!
[Create User ID Now](#)

User ID
Password

Remember Me

[Forgot your User ID?](#)
[Forgot your Password?](#)

© Copyright 2010 Autodesk, Inc. All rights reserved. [Legal Notices & Trademark](#) - [Privacy Policy](#) - [Contact Autodesk](#)

Abonelik konusunda daha fazla bilgi almak için **0216-5809901**'i arayın veya üstteki linke tıklayınız

The screenshot displays the ABCAD CAM SYSTEMS website. At the top, the logo for ABCAD DESIGN MANUFACTURING is visible. The main content area features a large banner for Autodesk 3ds Max Design 2012, with a 3D architectural rendering of a modern building interior. To the right of the banner, a list of software products is shown: Autodesk Inventor, AutoCAD Mechanical, AutoCAD Electrical, Alias Design, Autodesk Showcase, Autodesk 3ds Max Design, AutoCAD, and AutoCAD LT. Below the banner, there are three smaller sections: 'DESIGN SUITE', 'PRODUCT DESIGN SUITE', and 'FACTORY DESIGN SUITE', each with a representative image and a brief description. A central section titled '#BONELER HAKKINDA HERŞEY' (Everything about subscriptions) provides details on the benefits of subscribing to Autodesk software, including access to the latest versions and technical support. On the right side, there are several promotional boxes: one for Adobe Creative Suite 5.5, one for AutoCAD 2012, and one for Inventor 2012. The bottom of the page features logos for Autodesk, Canon, and Autodesk Gold Partner, along with social media icons for Facebook and Twitter.